


Job Name: _____ Consultant Stuart Todd Other _____

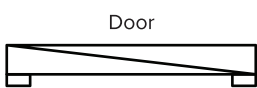
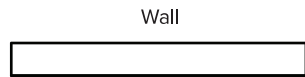
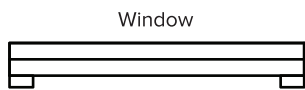
Room Type:

- Kitchen Pantry Vanity Laundry Built in robe Outdoor BBQ Entertainment unit Study Storage
 Kitchenette Panels Slatwall Custom unit Bench tops Cabinet Kitchen Reface Shop Fitout

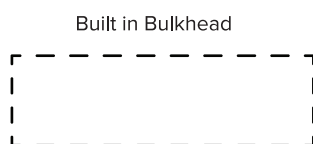
Other _____



Legend:



Architrave



Waste Pipe



Power Point



Water Pipe



Wire




Gas Pipe



Obstruction

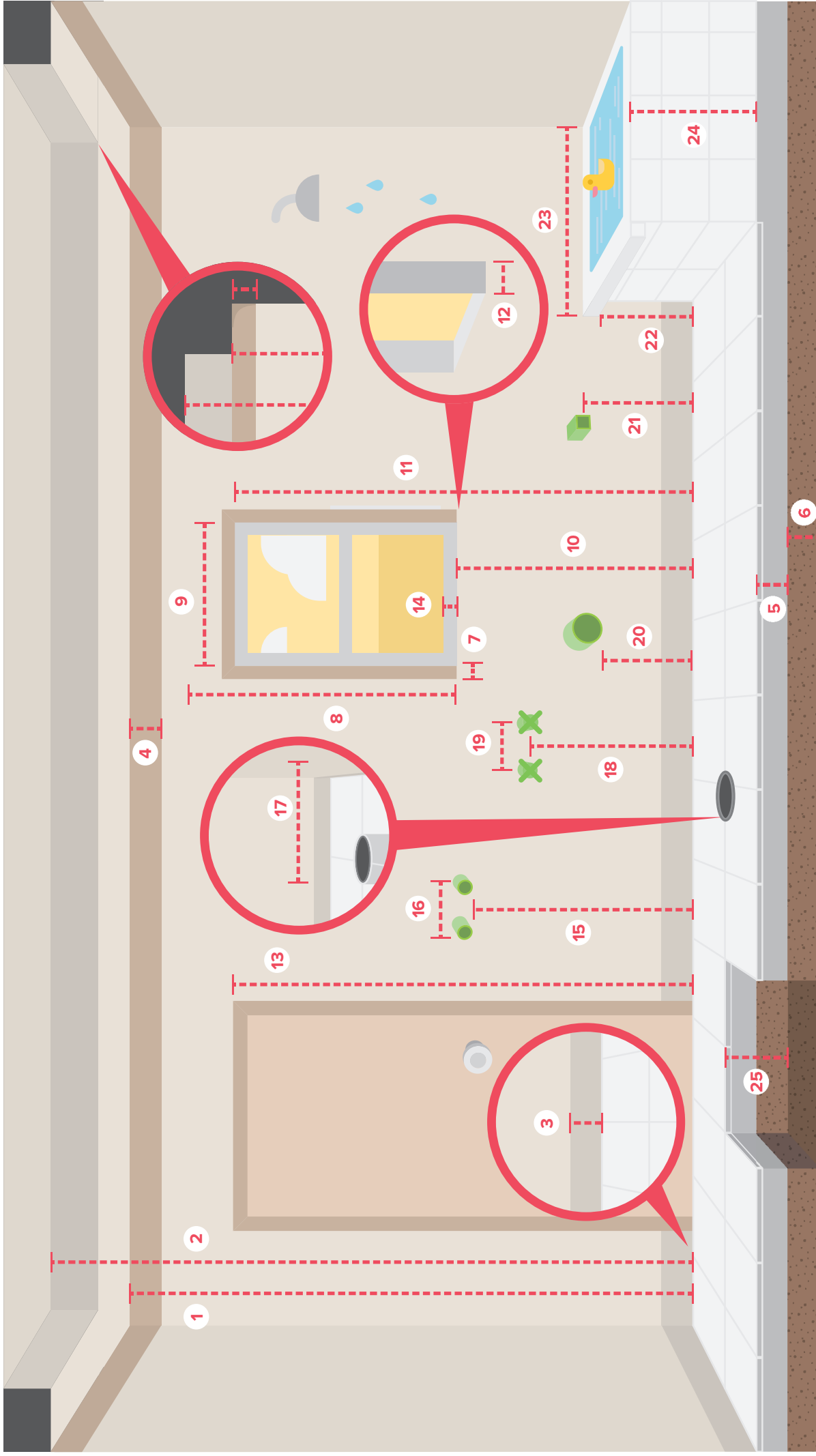


Dimension 500.0



Notes





1. Bulk head height
2. Ceiling height
3. Skirting height
4. Cornice height
5. Flooring height
6. Bed height
7. Arc width
8. Window height

9. Window width
10. Floor to under window
11. Floor to top of window
12. Window reveal depth
13. Door height
14. Ali window reveal height
15. Floor to bottom of water pipes
16. Overall dimension of water pipes

17. Wall to front of floor waste pipe
18. Floor to center taps
19. C/C Tap distance
20. Floor to bottom of wall waste pipe
21. Floor to centre of gas pipe
22. Floor to under bath sill
23. Bath width
24. Bath height
25. Sunken floor height

17. Wall to front of floor waste pipe
18. Floor to center taps
19. C/C Tap distance
20. Floor to bottom of wall waste pipe
21. Floor to centre of gas pipe
22. Floor to under bath sill
23. Bath width
24. Bath height
25. Sunken floor height

